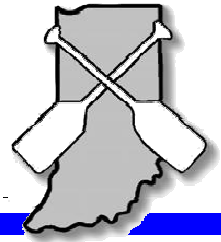


The Hoosier Paddler

Volume 47, Issue 3

<http://www.hoosiercanoeclub.org/>

April 2009



Hello HCC!



Big Walnut Creek—March 2008

Dan Valleskey

Sooner or later you all are going to find out my secret. So I might as well tell you right now. I almost never paddle on HCC trips.

I am sorry to say, I have not joined with Sue Foxx on her great trips. I have not paddled whitewater with Jordan Ross in the last 10 years, I think. It has been more than 4 years since I have done a safety class at the East Race. (My bad.) I do not even own a sea kayak, let alone go out on Monroe Reservoir with Kellie and Jim. (But I have a canoe that could keep up, I'll betcha!)

So how did I end up as Skipper? Why would I even want to be so very involved?

While it may be true that I have not done a lot of HCC trips in the past 5 years, that does not mean I have not been paddling. While my whitewater trips have dwindled to one or two a year, I have been loading my flatwater boat more than ever to paddle fun, easy rivers, with great folks. So who am I paddling with, you might ask.

I have been paddling with a lot of HCC folks. Just not always on scheduled trips. It turns out that for me, one of the most important benefits of the HCC is the membership roster. You see, I'm not all that crazy about big trips. And sometimes, the scheduled trips just don't match my reality of two busy kids and a wife that doesn't often paddle.

To me, the perfect trip might only have 3 or 4 boats, and maybe only 2 or 3 cars to worry about shuttling. I really like it when a trip doesn't have any one designated leader. I enjoy the Indiana Paddlers Rendezvous, wouldn't miss it for the world. But I don't want to do trips like that every weekend.

Some folks reading this are just starting out. You don't know how to find small, intimate trips. Some of you want larger trips, you like having lots of support, you like having company. That is what the HCC can provide you. You need the extra body of knowledge we have, we know the put-ins and take outs, and we hardly ever lose anyone!

Some of you, I'm sorry to say, for one reason or another, are just not invited on small private trips. Maybe much to your chagrin. But I would encourage you to persevere. I started out with the HCC by showing up for as many trips as I could work in. I went out of state, I paddled flatwater in state (sometimes in a whitewater boat). I paddled with almost everyone that led trips, for a while. All the while, I worked to increase my skills. Now 15 years later, I can usually find a deluxe private trip every weekend. I have made many life long friends through paddle sports. Sometimes we do things besides paddle; we might shoot a rifle, ride a bike, or just camp and hike. When you get to know your way around a large group such as this, you will surely find your niche.

The HCC is not the only game in town. I'm not going to sit here and tell all our members that they need to go out and do all the club trips that come along. Oh wouldn't that go over great- "Paddle with us or you will not be able to put your boat in the water in this state." I don't think so. But do consider the HCC to be a good place to start. Come out for club trips. Be sure to introduce yourself to people. Before long, you might find that there are others in the group that like to do the same things you enjoy. You will start to get invited on smaller, private trips.

And as your Skipper, I vow to make a better effort to get out on some of the great trips we have planned this year!

Dan Valleskey

The Newsletter of the Hoosier Canoe Club

Moving Water Clinic for Canoes and Kayaks — Saturday, May 9, 2009

Goals: To help beginning and intermediate paddlers learn to safely paddle more challenging Indiana river and streams. This course is open to both kayakers and canoeists (tandem or solo). Garry Hill, Dan Valleskey, and Dave Ellis will teach on-the-water sessions for each boat type.

Target Students: Paddlers with a minimum of three months paddling experience. Students must have their own kayaks or canoes and should feel comfortable paddling on slow rivers or lakes.

Course Description: This clinic will start with a bank-side talk but will spend most of the day on the water. During this talk, the instructors will explain river features, moving water dynamics, and then how to use this knowledge while paddling the river. They will also discuss aspects of river/stream trips such as safety considerations and setting up a shuttle.

On the water, students will work on:

- Refining their power and turning strokes.
- Edging their boat to expedite turns and keep from capsizing in moving water.
- "Reading the river" – that is, getting a feel for where to paddle when approaching a fast section.
- Entering/exiting the current and moving across the current. These are boat control moves known as "peel-outs," "eddy turns", and "ferrying"

Equipment needed:

- Closed-cockpit kayak. **Note:** Each kayaker must bring a spray skirt and must know how to wet exit from their kayak.
Or
Tandem or Solo Canoe
- PFD (must be worn)
- Paddle(s), water shoes, water bottle(s), sunscreen, and lunch.
- Appropriate Dress – The weather may be warm but dress for cold water since the water will probably be in the 50s. Wear paddle-specific top and pants if you have them. Be sure to carry a spare set of clothing since you will be working with new boat maneuvers so you just might get wet.

Course Plans:

- Time:** Meet at Meeting Place at 9:30 am and finish paddling around 4:30 pm.
- Meeting Place:** Dairy Queen at the intersection of SR37 and R144 about 9 miles south of I-465.
- Put-In:** Waverly Public Access White River
- Take-Out:** Henderson Ford Public Access White River
- Course Size:** 12 Boats – Students will be accepted on a first come – first served basis.
- Course Fee:** \$10/student - Please mail your course fee to Jim Sprandel (6505 Dean Road, Indianapolis, IN, 46220) prior to the course. Make checks payable to "Hoosier Canoe Club".

Course Enrollment:

To enroll, please contact Jim Sprandel at (317) 257-2063 or merlin-3d@sbcglobal.net by Wednesday, May 6. When contacting Jim, please be sure to let him know: a) what type of boat you will be using (canoe/kayak, tandem/solo, maker-model, length), b) your paddling experience, and c) how to contact you. The \$10 course fee should be mailed to Jim before the course.

Note: When you enroll be sure to leave contact information since we may need to change the course venue at the last minute due to water conditions.

Hold the Date! Fall Creek Cleanup Saturday, June 6, 2009

Kellie Kaneshiro

The HCC Conservation Committee is planning the cleanup of Fall Creek, the location will be a stretch somewhere between 79th Street and downtown. Count on spending Saturday morning and a portion of the afternoon with us. The rest of the day will be all yours!

Thatcher Pool temporarily closing this Summer

The Indianapolis Parks department will be performing maintenance on the Thatcher Pool this summer and will need to close the pool for several weeks. Fortunately, they have arranged for us to use the Krannert pool while Thatcher Pool is closed. Jordan will post updates to the Bulletin Board as soon as the pool's closing dates are known.



Flatwater Trips

What to Bring on a Flatwater Trip

- PFD (Personal Floatation Device) with an attached whistle
- Spare paddle, bilge pump or bailing device (small bucket, sponge, etc.)
- Rescue gear: paddle float, throw rope, first aid kit
- Personal medications: Be sure to inform your trip sponsor of medical conditions.
- Sunglasses, sun/bug spray
- Lunch, snacks, drinks (hot or cold) plus water!
- **Cold Weather Protocol:** Change of clothes, gloves, and hat in a dry bag. No cotton clothing. (See ["Cool Paddling"](#) in the February 2008 HCC Newsletter)

Lower Big Pine Trip

Trip Sponsor: Dwayne James

If you can't make Muskrat's 32nd annual April Fools on Big Pine on April 4, 2009 or you feel your skills are not up to doing the rock garden or S-turn and all those class I rapids of the upper Big Pine, come join me for a wonderful, less challenging trip on the Lower Big Pine. Paddle through sandstone canyons, run lots of nice swifts and bends, and see deer and fox along the way. And paddle a short section of the Wabash on the way to the take out in Attica.

We will meet at the put-in at Twin Bridges Public Access Point at 9:30 am. Take SR 26/41 W across the Wabash, then turn right off of SR41 W onto County Road 025 East and follow it to the intersection with East Hogback Hill Road :

<http://www.mapquest.com/maps?city=Attica&state=IN>

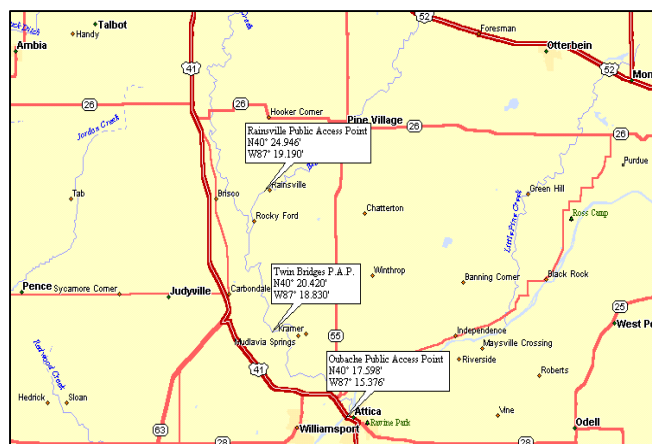
The take out will be at Oubache Park in Attica on SR 26 next to the Wabash River. The entrance is behind the McDonald's. This map is best when used in conjunction with DeLorme's Indiana Atlas & Gazetteer, If you do not have an Atlas, then get one!

Bring a lunch and appropriate clothing. A dry bag of extra clothes would be a good thing.

Contact Information: Contact Dwayne James at kanudrearms@sbcglobal.net or 317-834-3649 prior to 9pm on Friday, April 10th to make sure the trip is a go. Or check out the Flatwater Forum of the Bulletin Board at:

<http://www.hccbulletinboard.org/forums/forumdisplay.php?f=9> .

If required, a cancellation notice will be posted to the Bulletin Board prior to 9pm on Friday, April 10.



Saturday, April 11, 2009

Sand Creek Trip

Trip Sponsor: Richard Tekulve

Please join us as we float down one of Southeast Indiana's hidden charms — a 13.8 mile trip down Sand Creek from Westport Dam to my old log cabin on the west side of Brewersville. This trip will take us past two old mill races with a lunch stop at the first one. The creek averages 60-120 ft. in this section and has a gradient of 5.1 feet per mile. Numerous limestone ledges highlight the scenery combined with clear flowing water.

Pictures from last year's trip may be found at: <http://www.hccbulletinboard.org/forums/showthread.php?t=2457>

Note: Sand Creek like all Southeast Indiana streams is mood stricken with low water and is totally unpredictable even at Springtime characteristics. Several area streams can be substituted if proper flow patterns do not exist.

Meeting Time: 9:30 am

Tentative Meeting Place: Westport Dam

Westport is located in Southern Decatur county — 15 miles north of North Vernon or 14 miles south of Greensburg on State Road 3. From State Road 3, turn east at the flasher (only light next to only gas station). Proceed East **through** town and go 2 miles to 2 adjacent bridges (one concrete and one covered), hang to right and cross the concrete bridge over Sand Creek. The dam will be 500 feet to the right downstream with a parking lot.

Contact Information: Please call me by 9:30 pm on Friday Night, April 17 to see if an alternate route is planned. Call me at (812) 346-7921 or e-mail indianacanoes@yahoo.com. If you need to contact me on the day of the trip, call my cell phone (812) 592-0661.



Big Blue River Trip

Trip Sponsor: Joel DeLashmit

Saturday, April 25, 2009

Join an exciting trip down the river that inspired Charles Major of Shelbyville to write the classic *The Bears of Blue River* in 1901. This section of river begins with wooded banks, passes under 6 bridges, through many fields and ends at a city park. The river has been log jammed for about a quarter mile for the past 30 years and was just cleared last year after the floods. We will stop at a sand bar to enjoy lunch or a snack. I have seen a bald eagle on this section of the river as well as much other wildlife.

Meeting Place: {N39°36'39.71" W85°44'58.30"} We will meet at the put-in, Roger Shaw Park in Shelbyville which is about 40 minutes from Indianapolis. Travel SE on I-74 to SR 9 (Exit 113) then turn left to head North 4.25 miles to CR 600 N. Turn right and travel .92 miles, the park is on the right side just before the bridge.

Take-Out: {N39°31'33.68" W85°47'22.18"} Sunset Park in Shelbyville.

Trip Length: 9.1 miles

Expected Water Conditions: Good current with some calm spots

Schedule:	9:30 am	Gather at the Meeting Place/Put-In
	10:00 am	Shuttle leaves
	10.30 pm	Start Paddling

Trip Requirements: There are some strainers and water levels may produce swift current so good boat control is absolutely necessary in these areas. If water levels are lower, portages may be an option. Please call with questions or concerns.

Contact Information: Contact Joel DeLashmit by Friday April 24th at jdelashmit@awrsling by 3:30pm or (317) 656-1597 by 9pm if you plan to paddle.

Friends of Muscatatuck Paddle, Camp, and Race

Trip Sponsor: Theresa Kulczak

May 2-3, 2009

I've been hearing what a great time the Friends of Muscatatuck River Society (FOMRS) have on their annual spring paddle weekend, originally called the "Spring Tonic," now renamed as memorials for three early leaders of the Indiana paddling community: Wayne Durbin, Dan Shade and Orlo Blomquist. After kicking myself a couple of years for not going, this year I plan to check it out. Experienced HCC paddlers who are up for adventure are encouraged to participate.

The Friends of Muscatatuck paddle two rivers on Saturday, one in the morning and one in the afternoon with lunch in between, and the rivers aren't determined until close to the weekend, potentially even that morning depending on water levels. It's a beautiful area of the state with many good streams, some of them challenging, and part of the fun is that you don't know where you'll put in until that day. In the evening, there's a campfire, a pitch-in cookout, a silent auction, and music around the fire. Rumor has it there may be some good fried fish.

On Sunday the Friends of Muscatatuck organize a casual, just-for-fun canoe race starting at noon at the Commons Park in Old Vernon.

Saturday, May 2

Breakfast from 7:00 to 8:00 at Log Cabin Inn in Vernon.
First shuttle from campground at 9:30
Return to camp for lunch 12:00 to 12:45
Second shuttle starts approximately 1:00 p.m.

Campsites 14 & 15 have been reserved for Friday and Saturday nights at Muscatatuck State Park. Additional sites can be reserved by calling 1-800-928-3667 or 1-812-346-2953.

Sunday, May 3

The race begins at 1:00. Canoe race contestants meet at noon at Vernon Commons. The course will probably be the Muscatatuck River but may be altered due to water level. \$10 entry fee to benefit FOMRS

Contact Information: Contact me at theblacktoad@lightbound.com. I've offered to coordinate communications for HCC paddlers who are interested in any or all of the events or feel free to contact the local organizers directly. Local FOMRS contacts are: Bill Suhre (812) 346-7253 and Roger Robinette (812) 392-3091 or visit www.fomrs.org.



Whitewater Trips

Muskrat's 32nd Annual April Fools On Big Pine Cruise Trip Sponsor: Garry Hill

Saturday, April 4th, 2009

Big Pine Creek is the best Whitewater Stream in Indiana, but it's nearly dry and not paddable most of the time. Enough water to make the rapids enjoyable (6" or more on the Rainsville Gauge) happens maybe 30-40 days per year. Good water on a warm comfortable day, and you're down to about 10-15 days. When the water is up and the sun is shining, the whitewater rapids of Big Pine Creek draw paddlers like "flies to roadkill".

Here's a look at what the Creek is like. At normal water levels ("0" or less on the Rainsville gauge), Big Pine is very shallow and rocky (much more so than a Summertime Wildcat), still with many rapids that are equal to the best Wildcat Creek has to offer.

However, if the water level is up (anything above "0"), Big Pine has several good Class I+ rapids. In addition, if it's up, we will also be running Rocky Ford, which is 3/4-mile of continuous Class II, with some of the best Whitewater in Indiana, easily able to swamp Open Canoes. The most fun level for this event is about 1-2 feet.

Big Pine is a beautiful and fun Stream loved by Paddlers all over Indiana. Its difficulty varies greatly with flow level; ranging from a "boat-beater" in dry times, to huge waves and hydraulics in high flows. However, Big Pine could be considered appropriate for Novice Paddlers at levels under 2-feet on the Chuck Weis Gauge.

If you have concerns about your abilities or equipment, contact me by phone or email well before the date of the Trip. In addition, members of Muskrat's Wildcat Creek Expeditions can watch for an email Newsletter "Last Minute Update" which will arrive Friday evening before the Trip, and will contain a description of the expected water level and type of difficulties you can expect.

Date: Saturday April 4th 2009

Meeting Time: 9:30 AM. Be there early!!!

Meeting Place: Downtown Pine Village, on SR-26, about 20 miles west of Lafayette. At the Junction of SR-26 and SR-55, in beautiful, downtown Pine Village.

Contact Information: If you're interested in attending but have concerns about your abilities or equipment, please feel free to contact me well before the date of the Trip. Garry Hill (765-628-3155, GarryHill@aol.com)

Last Minute Update: On Friday evening before the trip (after 7 PM), feel free to call me to see about the water level and the expected level of difficulty (or my Expedition Team Members can check for a Last-Minute Email Update). I'll be visiting the Big Pine Valley on Friday afternoon to check on our Access locations and the flow level, so I will have up-to-the-moment info. I will do my best to be home by 7PM, so call after that time. I'll be taking calls all evening, and may not have time to return your call if you leave a message before 7PM. If I can get off the phone long enough, I will post an Email Update.

Memorial To Wildcat Paddler Chuck Weis: Muskrat will hold a Memorial Service for Chuck Weis on the morning of this Cruise. The service will be held under the Rainsville Bridge, which is also the location of the "Chuck Weis Big Pine Creek Gauge".

Webster Wildwater Weekend

Big Drop's & Orange Crush's Week of Rivers (WV & TN)

Trip Sponsors: Bob Heckler, Randy Parker

Friday April 3- 5, 2009

Friday April 3-11, 2009

This year, we plan to combine two classic HCC spring trips. This year's trip will begin at Webster Springs for the "Wild Water Weekend" that we have been attending for years. This is a great festival to start off the season in a real paddler friendly location.

Off river, the weekend festival is based at Camp Caesar, the 4-H camp for Webster County, in Cowen, West Virginia. (See <http://www.campcaesar.info/> for directions.) There are heated dormitory-style cabins with bunk beds and shared bathrooms. (Please note that bedding, pillows, and towels are not provided.) A "family style" buffet breakfast and dinner on Saturday will be served in the camp dining hall. Meals are reasonably priced, all you can eat, and convenient. Camp Caesar is also the site of the after-race festival party Saturday evening featuring live music, swag giveaways, and race videos around an indoor bonfire in the barn.

For Friday and Saturday nights, April 3 and 4, the club reservations (under Jordan Ross) for a 15-bed cabin: Oriole. All spots here have been reserved. You'll have to call Camp Caesar directly to reserve a bed (individual bunks in dorm-style lodging across the road at Slabside cabin are \$15 per person per night). Also, if you plan to arrive on



Thursday or stay Sunday night, call Camp Caesar for availability (304-226-3888).

Webster Wildwater Weekend centers around a downriver race on a class II section of the Elk River nearby. Novices as well as expert racers are invited to compete. For more info on festival events, see their website:

<http://www.websterwv.com/whitewater.html>

However, the HCC group usually opts not to participate in the race, instead running one or more of the local creeks. Paddling plan for Friday and Saturday will depend on rain, skill level, and personal interest. Options include the Back Fork of the Elk (II-IV), the Elk (II-III), as well as the so-called "fruit basket" of Gauley River tributaries: Cranberry, Cherry, and Williams. (For more info on sections/classes, see the AW website: <http://www.americanwhitewater.org/>). On Sunday, the most common run that we have done in the past is the Middle Meadow (III+), a relatively short, roadside run that includes the "Miracle Mile" section with lots of play spots.

The Webster Springs trip is an early spring trip so check the weather and come prepared with appropriate cold-weather paddling gear.

On Sunday, many Webster Spring goers will head back home, but for Orange Crush and Big Drop, the fun will just be beginning. From there, they will head south towards Tennessee and hit popular class 3 and 4 rivers along the way. Most likely, on Monday they will hit the Upper Meadow and perhaps move towards the Nolichucky and/or the Tellico for a Tuesday trip. By Wednesday morning, they probably will be waking up under the infamous Nemo bridge and making plans to run the Plateau for the next few days. The Obed, Clear Creek, and Daddy's creek are all favorites that will be targeted depending on water levels. Perhaps this will be the year we get lucky and can hit something new like the Piney River or Island Creek. By Friday, they will be heading back and may get a quick fix on the Rockcastle River in Kentucky.

As always with whitewater trips, check the Bulletin Board for more details as the date approaches.

Contact Information: Robert Heckler [<rheckler@ecps.org>](mailto:rheckler@ecps.org)

Elkhorn Creek, (Class II), Frankfort, KY

Saturday, April 18, 2009

Trip Sponsors: Mitch Merritt, Rob Friedman, Kris Bachman

Assuming sufficient water level, we will be paddling the Elkhorn Creek on Saturday, April 18. This is a 6-mile run through pretty woods, farm fields and striking sandstone bluffs.

The trip features lots of Class I and Class II rapids and is suitable for novices with basic river skills and moving water kayak experience. A good pool roll is recommended. Dress appropriately for the weather. Water will still be cold so a dry top is strongly recommended. Bring extra layers of clothing and something to eat and drink on the river.

This is a one-day trip. From Indianapolis, it's about a 3-hour drive. Take I-65 South to Louisville, then I-64 East from Louisville to Frankfort, KY. Take Exit 58 North and go about one mile to the McDonalds on Highway 60. We will meet at the McDonalds in Frankfort, KY before 11:00 am (EDT). Be ready to depart for the put-in at 11:00 am.

N.B. Water or weather conditions can require us to reschedule or cancel the trip on short notice. Please make sure we have your contact information and check the club bulletin board for updates. Descriptions of the Elkhorn can be found and water levels can be checked at the following sites:

<http://www.americanwhitewater.org/rivers/id/661/> and <http://www.canoeky.com>.

Run-able levels are from 700 cfs up to 1800 cfs.

Contact Information: Rob Friedman, rdf@Lilly.com, (317) 276-2366, cell (317) 439-1803.

Mitch Merritt, mmerritt@awesi.com, Cell: (317) 710-2420

Stonycreek Rendezvous (near Johnstown, PA)

April 25-26, 2009

Trip Sponsor: Jordan Ross

OK. Is this great or what?...

- There are 10 creeks or rivers class I to class V within twenty minutes of the Rendezvous.
- The camping is right by the take-out.
- There's a whitewater play park at the Rendezvous site.
- Oh, and occasional spring snow storms.

But really, this is a fun, small festival with enjoyable paddling and some really cool stuff to run if it rains. Plus, another Piano Bob show as the main event Saturday night.



The event starts Friday but most of us will drive down Friday evening. Camping is available on the grounds. Late-comers can just look for the Hoosiers already there. Admission and camping are \$15 per person for the weekend. This is a great trip for a group with various skill levels. Goals for paddling are the Stonycreek River (III-IV) with the option of paddling all the way back to camp, Shade Creek into the Stony (II-III), Clear Shade (II-III), Dark Shade (IV). There are several class V creeks as well if the rain dumps.

As usual we will be making final plans on the HCC Bulletin Board the week before. Contact Jordan Ross if you are having trouble accessing the board:

<http://www.hccbulletinboard.org/forums/forumdisplay.php?f=10>

Directions an Additional Information: The festival will be held at Greenhouse Park in Tire Hill, PA. (near Johnstown). Directions and other info: <http://www.benscreekcanooclub.com/Rendezvous.htm>

Contact Information: Jordan Ross, (317) 460-7000, jross@iquest.net (put "HCCBB" in the subject line)

Cheat River Festival, Albright, WV Trip Sponsors: Jordan Ross, Bob Heckler

Friday-Sunday May 1-3, 2009

Aaaah, Cheat Fest... springtime "yin" to the autumn Gauley Fest "yang". This classic festival is as popular for its music as its whitewater. Saturday night, the main stage will feature rock and bluegrass bands and a rousing finale. The festival also offers food, many gear vendors and a silent auction benefiting WV river conservation.

Not enough music? "Piano Bob" will crank up his keyboard and entertain the paddlers at Teeter's Campground Friday and Saturday nights. We will party to the wee hours.

Paddling Friday and Saturday usually breaks into two groups - the main group going to the Cheat Canyon or Lower Yough (III-IV) and another group going to the Big Sandy or Upper Yough (IV-V). The few paddlers still standing Sunday usually run the Cheat Canyon again. For less experienced paddlers, there is a nearby class II-III roadside run on the Cheat Narrows.

Camping will be at Teeters Campground but be warned it will be very crowded and loud there. Those driving down Thursday evening will try to grab decent camping space for all interested near the Piano Bob venue.

We can coordinate our camping and paddling plans on the HCC Bulletin Board the week before. We'll need a "body count" in advance for camping and if we wish to use the Glenn Miller shuttle again this year. Let us know if you are coming and please follow the HCC Bulletin Board for updates.

Contact Information: Jordan Ross, (317) 460-7000, jross@iquest.net (put "HCCBB" in the subject line)

HCC Pool Demo / Pro Paddle attracts 30 Paddlers



Brian Kirk demonstrating playboating moves

Over thirty paddlers met at the Indiana School for the Blind and Visually Impaired on March 7 for the 4th Annual Pool Demonstration. This pool is bigger and has a larger deck than Thatcher Pool so it was an excellent venue for this event.

Bernie Farley and Jeryl Yantis of Whitewater Warehouse from Dayton, Ohio brought about 40 boats over for people to test paddle. They also encouraged people to play with the Stride stand-on-top boards that are paddled from a standing position.

Pro-boater Brian Kirk gave a clinic on playboating moves for about 15 paddlers and pro-boater Luke Hopkins led a Strokes clinic for the rest. Before the clinics, people tested out new boats and practiced in the pool..

More Pictures are available at:

<http://www.flickr.com/photos/merlin3d/sets/72157614912351411/>



Using the HCC Bulletin Board

Jim Sprandel

The HCC Bulletin Board is a powerful tool that will allow you to enjoy the Hoosier Canoe Club even more. The Whitewater people in the club have been using the Bulletin Board for years to coordinate their trips and to trade information. When you review the messages in the Bulletin Board, you'll find information for trips, reports and pictures on completed trips, and a place to sell that extra paddling gear. There is also a forum that tracks water conditions on the Big Pine so that people know when it's good to paddle there.

The Bulletin Board is extremely useful for organizing club trips and even more useful for spontaneous trips. For example, Dwayne James used the Bulletin Board to report water conditions for his February 28 Ice Falls trip and to indicate his "Go/No Go" criteria.

Using the Bulletin Board

1. To access the HCC Bulletin Board, go to the HCC home page at: <http://www.hoosiercanoeclub.org/> and then select the *Bulletin Board* button in the menu bar on the left-hand side of the screen.

You will see the screen below. The second column (*Last Post*) on this screen shows the latest message posted in each forum so that you can quickly see if you need to go to that forum to check for new messages.

The screenshot shows the main page of the Hoosier Canoe Club Message Board. At the top, there's a navigation bar with links like User CP, FAQ, Members List, Calendar, Search, New Posts, Mark Forums Read, Open Buddy List, and Log Out. Below this is a table listing various forums. Each row includes a forum icon, the forum name, a brief description, the last post (author, date, time), and the number of threads and posts.

Forum	Last Post	Threads	Posts
General Discussion A forum for general discussion, announcements and HCC business.	Photos of Indiana Historic... by JOEL DELASALLE Today 08:41 AM	1,093	4,070
Flatwater A forum specifically for flatwater trips/discussion.	Wood Boat Show at Purdue... by merlin 03-03-2009 02:37 PM	143	377
Whitewater A forum specifically for whitewater trips/discussion.	what's up with the Pine? by last666t Today 10:45 AM	1,073	5,529
Trip Reports	Mississinewa Trail to Lewisburg by justlinda 11-24-2008 02:12 PM	77	237
Kayak Fishing A forum for people interested in fishing from kayaks.	Link for Indy-Yaks Kayak... by BuckleUp 03-02-2009 02:12 PM	6	15
Photo Gallery (1 Viewing)	Pictures from the Pool Demo by merlin 03-08-2009 05:09 PM	105	366
Gear Swap If you want to sell or buy gear...	Yellow Pintail by merlin 03-08-2009 04:17 PM	187	389

2. **Viewing Message Threads in a Forum** — Click the name of the Forum you want to view. A "Forum" is a place where members can discuss or read information on a given topic. There are forums for discussing general club business, flatwater, Whitewater, touring boats, and kayak fishing topics, to post trip reports and photographs, to sell paddling equipment, and to track the Big Pine gauge.
3. **Reading Messages in a Forum** — After clicking the forum that you are interested in, you will see the screen below. For this example, I've selected the Flatwater Forum.

The screenshot shows the thread list for the Flatwater forum. It includes a 'New Thread' button and a table of threads. Each thread entry shows the thread title, the user who started it, the last post (author, date, time), the number of replies, and the number of views. There are also 'Forum Tools' and 'Search this Forum' options at the top right.

Thread / Thread Starter	Rating	Last Post	Replies	Views
Sticky: 2009 HCC Touring Boat (bluewater) Trips Schedule merlin		02-20-2009 10:28 PM by merlin	0	119
Sticky: 2009 HCC Flatwater Trips Schedule merlin		02-20-2009 10:11 PM by merlin	0	173
Sticky: In Memory of Reginald O. Baker Jordan Ross		02-09-2009 06:59 PM by Jordan Ross	0	151
Sticky: How to register for this bulletin board.... Jordan Ross		05-29-2008 07:44 PM by Jordan Ross	0	299
Wood Boat Show at Purdue -- Purdue Spring Fest (just visit or display your Boat) merlin		03-03-2009 02:37 PM by merlin	0	58
Ice Falls trip had ice falls jamesgang		03-02-2009 09:13 AM by jamesgang	9	112
Summer: Ice falls trip probably cancelled jamesgang		02-27-2009 02:39 PM by jamesgang	0	90
ICE FALLS TRIP On for now...but check here Friday evening. jamesgang		02-23-2009 08:15 PM by jamesgang	0	127

This screen displays a list of the message "threads" in this forum. A "thread" is a series of messages—the original message that started the thread and any replies that people have posted to that message. The Bulletin Board is intended to be interactive – to allow people to trade ideas and information through messages and replies.

Note: Although you can read messages without registering and logging into the Bulletin Board, you must register and log in before you can create the starting message for a thread or post a reply to a message. (See Registering for the Bulletin Board below).

- Post New Thread

Forum: Flatwater

Title:

Message:

[Font]

[Size]

[Color]

B

I

U

Close Current Tag

Close All Tags

☒ Guided Mode

☐ Enhanced Mode

Smilies

Note: After you post a message, you may edit it by first viewing it and then selecting the "Edit" button below the message.

- | | |
|--|--|
| Display Options
Showing threads 1026 to 1036 of 1036
Sorted By: Last Post Time Sort Order: Descending
From the: Beginning Show Threads | Currently Active Users
3 (1 members & 2 guests)
merlin* |
|--|--|

b) If you want to find message threads on a specific topic, select *Search* in the menu at the top of most screens. After the Search screen is displayed, type in your topic (e.g., Sugar Creek) in the *Keywords* field and then select *Search Now*. The search function searches both old and new messages and displays all messages containing “Sugar Creek”.

There are other cool features (e.g., sending messages to other BB members) that you may want to use. The notes above will get you started and you should feel free to explore from there. Go to the *FAQ* in the menu bar at the top of most screens for more tips.



Do-It-Yourself – Build your own Kayak

Jim Sprandel



Joel DeLashmit in skin-on-frame kayak

Although not common anymore, skin-on-frame kayaks are the great grandfathers of the modern kayaks – whitewater, recreational, and touring boats – that we all know and love. Traditionally, skin-on-frame kayaks were made by stretching seal skins over wood frames and were paddled using traditional Greenland style paddles.

Last summer, HCC member, Joel Delashmit, built a 12' skin-on-frame kayak. He chose to build a skin-of-frame boat since this type of boat can be built much quicker than a stitch-and-glue or cedar strip kayak. In fact, he was able to build this kayak in under 30 hours. He took his design from an early Mechanics Illustrated article that he found reprinted on the web (<http://www.thewoodshop.20m.com/kayak1.htm>)

Following this article, Joel completed the following steps to build his boat:

- **Make Templates** – Joel scaled up the plans from the article and made full-size paper templates for the frames, stems, the bow piece, the stern piece, and coaming.
- **Get Materials** – To keep cost down and to keep it light, Joel built this boat out of white pine. He used one 1"x1'x12' piece to cut for the stringers and keelson. He emphasized that you need to buy "clear" wood (i.e., wood without knots) to have a strong boat so you may have to go a lumber yard rather a home center. 1/4" plywood was used for the seat and 1/2" plywood was used for the frames in the boat.
- **Cut Frames** - The full-size frame templates were transferred to the 1/2" plywood which was then cut out and sanded. At that time, Joel used the template to mark the fastening points for the stringers on each frame. This is important since the position of fastening points on the frames and the connection



Wood frame with lower coaming attached

of the stringers to the frames determine the shape of the finished boat.

- **Cut the Keelson** – The keelson is the backbone of the boat and was made from a 1"x3/4" piece of white pine.
- **Attach Frames to Keelson** – Since the keelson is thicker than the other stringers, the frames were notched where the keelson connected to it and were then attached to the keelson using brass screws. Note: Joel now recommends stainless steel screws since the heads of brass screws can be easily stripped.
- **Screw Stringers to Frame** – Stringers are thinner strips (1"x1/4"x12' strips) that run the length of the boat and define the shape of the hull. The stringers are screwed to the proper position on the edge of the frames. At the end of this step, the stringers are attached to the frames but are not connected together at the bow or stern



Frame skinned wrapped in light plastic for Float Test



PVC on bottom of kayak stapled to gunwale

yet. One stinger is attached to the top of the frame.


- **Connect Stringers to Bow/Stern Pieces** – The stringers are then screwed and glued to the bow and stern pieces. The stringers must be carefully trimmed to fit together properly. Several clamps were required when attaching the stringers to these pieces.

- **Make Coaming** – The coaming was cut from plywood to fit between two of the frames. Strong stringers are also attached between two of the frames to support the sides of the coaming. The coaming is made with two pieces. The lower coaming is slightly smaller and is fastened to the frame before skinning the kayak. The upper coaming is made with a slightly larger outer diameter. The upper coaming was built up to provide a lip for the spray skirt to catch on. The upper coaming was not attached until after the boat is skinned.

- **Float Test the Boat** – At this point, Joel “skinned” the boat in light plastic to test fore/aft balance to see where the seat should be placed. Adjusting the seat is much easier before the boat is skinned.

- **Skin the Bottom** – Joel skinned the boat using PVC. Boats can also be skinned with canvas or paint-saturated nylon. Joel first stretched the PVC over the bottom as tight as possible without deforming the stringers placing a staple every 12" on the gunwales of the kayak and then pulling it tighter every 6" to remove wrinkles. He continued pulling out wrinkles and stapling the PVC until there was a staple about every inch. He then removed excess PVC.

- **Finish the Bow and Stern** – The fabric at the bow and stern is stapled to the bow and stern pieces. When done, excess PVC is removed and a piece of PVC is glued over the staples at the bow and stern.



Upper coaming attached to skinned kayak

- **Skin the Top** – To avoid wrinkles, several pieces of PVC are used to skin the top of the kayak. These are glued to the PVC that forms the bottom of the boat. Since the PVC cement sets up in 5 minutes, the top is stretched while it is being glued down.

- **Install Upper Coaming** – At this point, the PVC is stapled down around the edges of the frames, stringers, and lower coaming that form the hole for the cockpit. The upper coaming is then attached to the frame with a layer of silicone and screws.

- **Finish Outfitting** – After this, he added rub strips on the edge of the gunwale, a carrying handle, and seat. For safety, Joel put flotation bags in the hull.

Joel said that the only problem with making your own boats is that it's so hard to stop. He has just finished a 16-foot, skin-on-frame touring boat and had his inaugural paddle in it on St. Patrick's Day.

For more pictures:

<http://picasaweb.google.com/JoelDeLashmit/FirstSkinOnFrame12#>

Ed. Note: This article was based on an interview with Joel DeLashmit.

Photo Credits: Page 1, 7 – Jim Sprandel, Page 10, 11– Joel DeLashmit



Upcoming Events

Wednesdays 7 pm	Pool Sessions —Thatcher Pool, Indianapolis, IN (Check Bulletin Board before going to pool.)	Feb. 2009 Newsletter
Fri.-Sun. Apr. 3 - 5 Fri.-Sat. Apr. 3 - 11	Whitewater Trip: Webster Wildwater Weekend Whitewater Trip: Big Drop & Orange Crush's Week of Rivers, WV & TN	Page 5
Sat. April 4	Muskrat's 32nd Annual April Fools On Big Pine Cruise , Pine Village, IN	Page 5
Sat. April 11	Flatwater Trip: Lower Big Pine , Twin Bridges PAP, IN	Page 3
Sat. April 18	Flatwater Trip: Sand Creek , Westport, IN	Page 3
Sat. April 18	Whitewater Trip: Beginner's trip to Elkhorn , Frankfort, KY (II-II+)	Page 6
Sat. April 25	Flatwater Trip: Big Blue , Shelbyville, IN	Page 4
April 24-26	Whitewater Trip: Stonycreek Rendezvous , Tire Hill, PA	Page 6
Fri.-Sun. May 1-3	Whitewater Trip: Cheat Fest, Cheat River , WV (II-IV)	Page 7
Sat.-Sun. May 2 - 3	Flatwater Trip: Friends of Muscatatuck Paddle, Camp and Canoe Race , Vernon, IN	Page 4
Sat. May 9	Moving Water Clinic for Canoes and Kayaks , Waverly, IN	Page 2

May Newsletter Deadline: Please submit articles to Jim Sprandel by Wednesday, Aprilh15, 2009. Please E-Mail articles to merlin-3d@sbcglobal.net or call him at 317-257-2063.

